

EXPORT EQUIPMENT CATALOGUE

WHEEL BALANCERS AND ORIGINAL ACCESSORIES EFFECTIVE FROM MARCH 2026



automotive service equipment

REL. MARCH 2026

ORDERS OF SPARE PARTS

Spare parts orders having an amount below EUR 100,00 and which are to be sent separately from a shipment of machines, will be charged of an administrative fee of EUR 30,00.

COLOR TABLE

STANDARD COLORS:

RAL 3002	Red
RAL 7016	Dark Grey

NON-STANDARD COLORS:

RAL 3000	Red
RAL 7015	Grey
RAL 7011	Grey
RAL 7012	Grey
RAL 7040	Grey
RAL 7030	Grey
RAL 5011	Blue
RAL 1003	Yellow
RAL 7042	Grey
RAL 9005	Black
RAL 5015	Blue
RAL 9006	Light Grey
RAL 1007	Yellow

Non-standard colors require following gross price surcharge:

The surcharge does not apply to orders of minimum 5 units of the same model.
Color customization refers to the main carpentry parts that identify the product's color, it does not include any plastic parts.

Nexion SpA reserves the right to change the specifications of its products at any time without prior notice. The company declines all responsibility in the event of claims deriving from the use of non-original accessories or spare parts with consequent forfeiture of the EC declaration of conformity.


SUMMARY

CAR WHEEL BALANCERS	4
MT3100UP - MT3200UP - MT3200UP PLUS	4
MT3200 C UP PLUS	5
MT3600UP	6
MT3600UP C	7
MT3350UP - MT3350CUP	8
MT3650UP - MT3650CUP	9
MT3650 UP TOUCHSCREEN - MT3650C UP TOUCHSCREEN	10
MT3500 UP - MT3500C UP LASER	11
MT3850 UP TOUCHSCREEN - MT3850C UP TOUCHSCREEN	12
MT3900C UP LASER SCAN AUTOMATIC LOCKING	13
MT4000C UP EVOLUTION	14
ACCESSORIES FOR CAR WHEEL BALANCERS	15
ACCESSORIES FOR MOTORBIKE WHEEL BALANCERS	34
WHEEL BALANCERS FOR "CAR MOBILE SERVICE"	38
MT3000 UP - TILT UP HAND SPIN	38
MT3000 UP VAN MOTORIZED SPIN	39
MT3000 UP WORKBENCH HAND SPIN	40
ACCESSORIES WHEEL BALANCERS FOR "CAR MOBILE SERVICE"	41
WHEEL BALANCERS FOR "TRUCK MOBILE SERVICE"	43
MT6310 MOBILE TRUCK	43
TRUCK WHEEL BALANCERS	45
MT6650 TOUCH	45
MT6450	46
MT6350	47
ACCESSORIES FOR TRUCK WHEEL BALANCERS	48
ACCESSORIES FOR TRUCK WHEEL BALANCERS	49

CAR WHEEL BALANCERS

MT3100UP - MT3200UP - MT3200UP PLUS

STANDARD ACCESSORIES



Part-no	Electrical Supply	Description
0-21331000/16	200÷230V/1Ph/50Hz	MT3100up - LCD display machine with manual data input and automatic brake at the end of the spin (wheel guard included).
0-21331001/16	110÷115V/1Ph/60Hz	As above, different power supply.
0-21331002/16	200÷230V/1Ph/50Hz	MT3100up - LCD display machine with manual data input and automatic brake at the end of the spin (wheel guard NOT included)
0-21331003/16	110÷115V/1Ph/60Hz	As above, different power supply
0-21332000/16	200÷230V/1Ph/50Hz	MT3200up - LCD display machine with automatic data input and automatic brake at the end of the spin (wheel guard included).
0-21332001/16	110÷115V/1Ph/60Hz	As above, different power supply.
0-21332002/16	200÷230V/1Ph/50Hz	MT3200up - LCD display machine with automatic data input and automatic brake at the end of the spin (wheel guard NOT included).
0-21332003/16	110÷115V/1Ph/60Hz	As above, different power supply.
0-21332004/16	200÷230V/1Ph/50Hz	MT3200up PLUS - LCD display machine with automatic data input and automatic brake at the end of the spin, electrical brake & RPA (wheel guard included).
0-21332005/16	110÷115V/1Ph/60Hz	As above, different power supply.
0-21332006/16	200÷230V/1Ph/50Hz	MT3200up PLUS - LCD display machine with automatic data input and automatic brake at the end of the spin, electrical brake & RPA (wheel guard NOT included).
0-21332007/16	110÷115V/1Ph/60Hz	As above, different power supply.

CAR WHEEL BALANCERS

MT3200 C UP PLUS

STANDARD ACCESSORIES



Part-no	Electrical Supply	Description	
0-21332008/16	200-230V/1Ph/50-60Hz	MT3200-C UP PLUS LCD display wheel balancer with automatic data input and automatic brake at the end of the spin, automatic wheel clamping, AWC Auto Width Calculation, automatic brake at the end of the measurement and RPA system	
0-21332009/16	100-115V/1Ph/50-60Hz	As above, but with different power supply	

CAR WHEEL BALANCERS

MT3600UP

STANDARD ACCESSORIES

Monitor not included



Side feet support
NOT included

Part-no	Electrical Supply	Description
0-21336000/16	200÷230V/1Ph/50Hz	MT3600up - Machine with automatic data input, automatic brake at the end of the spin, RPA system; Easy Weight program (monitor NOT included).
0-21336001/16	110÷115V/1Ph/60Hz	As above, but with different power supply .
0-21336002/16	200÷230V/1Ph/50Hz	MT3600up - Machine with automatic data input, automatic brake at the end of the spin, RPA system (monitor and wheel guard NOT included), Easy Weight program.
0-21336003/16	110÷115V/1Ph/60Hz	As above, but with different power supply .

CAR WHEEL BALANCERS

MT3600UP C

STANDARD ACCESSORIES



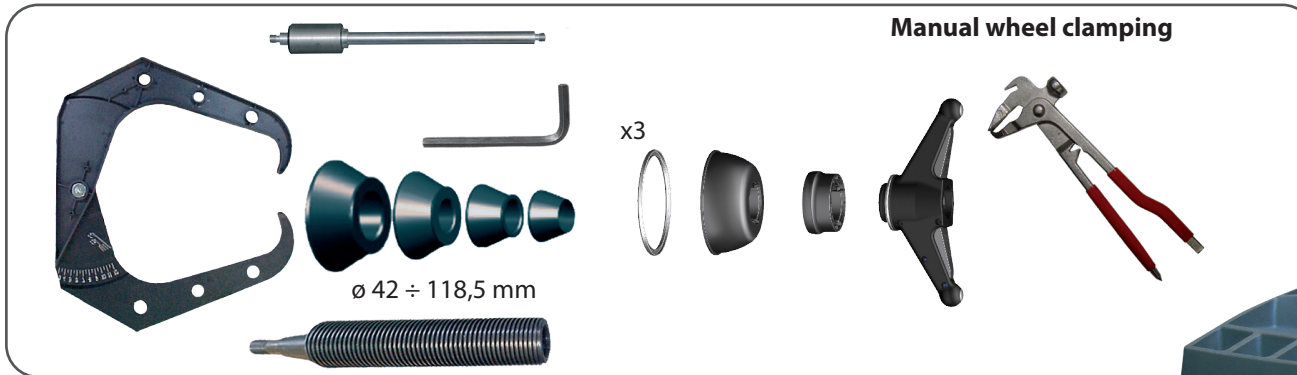
Monitor and pl50 not included

Part-no	Electrical Supply	Description
0-21336004/16	200-230V/1Ph/50Hz	MT3600up C - Wheel balancer, compact and essential with professional performances; Pneumatic wheel clamping (patent). Easy & Quick to use; Automatic wheel distance and diameter acquisition with AUTOSELECT for the automatic identification of the best balancing program;AWC (Auto Width Calculation): automatic calculation of the width even if the TL-3 external sensor is not present. The wheel balancer calculates the width by reducing the operational time;Automatic braking at end of measurement; Rpa system - research of the weight automation position and automatic clamping brake;Quick optimise, Hidden weight and Split weight programmes for motorcycles; 4 cones (42÷118,5mm); Monitor and PL50 not included
0-21336005/16	110÷115V/1Ph/50-60Hz	As above, but with different power supply.

CAR WHEEL BALANCERS

MT3350UP - MT3350CUP

STANDARD ACCESSORIES



STANDARD ACCESSORIES




Part-no	Electrical Supply	Description
0-21333500/16	200÷230V/1Ph/50Hz	MT3350 UP - Professional wheel balancer for cars, lightweight transport vehicles and motor vehicles; double display control panel; Laser, spotlight, speed and ease of use; automatic data acquisition, electrical brake, laser & LED, wheel guard
0-21333501/16	110÷115V/1Ph/60Hz	As above, but with different power supply .
0-21333502/16	200÷230V/1Ph/50Hz	MT3350-C UP - Professional wheel balancer for cars, lightweight transport vehicles and motor vehicles; new automatic wheel clamping system; double display control panel; Laser, spotlight, speed and ease of use; automatic data acquisition, electrical brake, laser & LED, wheel guard
0-21333503/16	110÷115V/1Ph/60Hz	As above, but with different power supply .


CAR WHEEL BALANCERS

MT3650UP - MT3650CUP

STANDARD ACCESSORIES



STANDARD ACCESSORIES



Monitor not included




Part-no	Electrical Supply	Description
0-21336500/16	200÷230V/1Ph/50Hz	MT3650 up - Machine with LaserLine indicator, automatic data input (monitor NOT included), Easy Weight program.
0-21336501/16	110÷115V/1Ph/60Hz	As above, but with different power supply .
0-21336502/16	200÷230V/1Ph/50Hz	MT3650C up - Machine with automatic wheel clamping, LaserLine indicator, automatic data input , Easy Weight program (monitor NOT included).
0-21336503/16	110÷115V/1Ph/60Hz	As above, but with different power supply .

CAR WHEEL BALANCERS

MT3650 UP TOUCHSCREEN - MT3650C UP TOUCHSCREEN

STANDARD ACCESSORIES



STANDARD ACCESSORIES



Part-no	Electrical Supply	Description	
0-21336504/16	200÷230V/1Ph/50Hz	MT3650 up Touchscreen - Machine with manual wheel clamping, LaserLine indicator, automatic data input, electronic braking and automatic positioning, Easy Weight program. TL3 for touchless width measurement NOT included.	
0-21336505/16	200÷230V/1Ph/50Hz	MT3650C up Touchscreen - Machine with automatic wheel clamping, LaserLine indicator, automatic data input, electronic braking and automatic positioning, Easy Weight program. TL3 for touchless width measurement NOT included.	

CAR WHEEL BALANCERS

MT3850 UP TOUCHSCREEN - MT3850C UP TOUCHSCREEN

STANDARD ACCESSORIES



STANDARD ACCESSORIES



Monitor included




Part-no	Electrical Supply	Description
0-21338501/16	100-230V/1Ph/50-60Hz	MT3850 up Touchscreen Fast and efficient wheel balancer, equipped with a 22" touchscreen and autoselect up pro 28" system with automatic selection of balancing programs. Includes zero-space wheel guard, laserdot pinpoint laser pointer, led illuminator, rpa, easy weight up, easy tyre set. Wenext ready. TI-3 width sonar and runout diagnostic kit not included.
0-21338500/16	100-230V/1Ph/50-60Hz	MT3850 C up Touchscreen - As above but with Automatic wheel clamping.

CAR WHEEL BALANCERS

MT3900C UP LASER SCAN AUTOMATIC LOCKING

STANDARD ACCESSORIES



Automatic wheel clamping



Monitor included

Part-no	Electrical Supply	Description
0-21339000/16	100-230V/1Ph/50-60Hz	MT3900C UP laser scan Automatic locking Touch screen machine for tyre assistance centres, dealerships, workshops and car manufacturers dealing with large volumes; no-contact data input (LASER-SONAR compined system) ; 22" touchscreen monitor ; automatic electromechanical wheel clamping system; Easy Weight program included; Zero-Space wheel guard; punctiform laser.

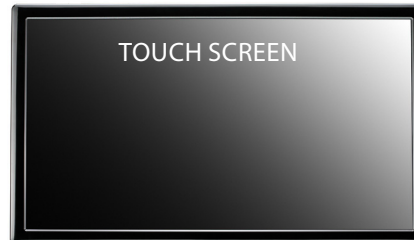
CAR WHEEL BALANCERS

MT4000C UP EVOLUTION

STANDARD ACCESSORIES







Automatic wheel clamping





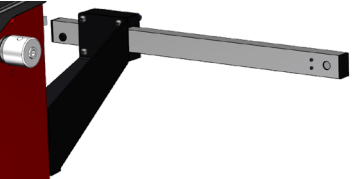

Monitor included

Part-no	Electrical Supply	Description
0-21340010/16	100-230V/1Ph/50-60Hz	MT4000C up Evolution Diagnostic wheel balancer with 22" touchscreen, space-saving wheel guard, automatic clamping system, and non-contact laser measurement using two laser triangulation sensors. Laser pointer for adhesive weight application, advanced diagnostics (radial and lateral run-out, tread wear, and drift), and the «Easy Tyre Set» and «Easy Weight Up» programs.





ACCESSORIES FOR CAR WHEEL BALANCERS

Image	Part-no	Description		MT 3100up	MT 3200up	MT 3200up PLUS	MT 3200C up PLUS	MT 3350up	MT 3350 C up	MT 3600up	MT 3600 C up	MT 3650up	MT 3650 C up	MT 3650up Touch	MT 3650 C up Touch	MT 3500 up	MT 3500 C up	MT 3850 up Touch	MT 3850 C up Touch	MT 3900C UP	MT 4000 C UP	
ELECTRONIC DEVICE																						
	8-21120022	LASER PLANE KIT: Upgrade kit to guide the operator in choosing the rim's inner planes without any errors and with extremely good visibility			★	★	★	★	★	★	★	★	★	★	★							
	8-21120023	Upgrade LASER PLANE kit for MT3500 and MT3800 series, not UP version (this kit is already fitted on the MT3500 and MT3800 Laser UP series, it allows the upgrade of the MT3500 and MT3800 models not UP version, manufactured until end of 2017)															□	□				
	8-21100250	RRS Sonar RUN-OUT Kit for measuring wheel eccentricity. In touchscreen models, in addition to graphical data visualization, the BESTFIT function is also included.																	★	★	★	
	8-21100074	TL2 - External width gauge for automatic data entry of wheel width.			★																	





ACCESSORIES FOR CAR WHEEL BALANCERS

Image	Part-no	Description		MT 3100up	MT 3200up	MT 3200up PLUS	MT 3200C up PLUS	MT 3350up	MT 3350 C up	MT 3600up	MT 3600 C up	MT 3650up	MT 3650 C up	MT 3650up Touch	MT 3650 C up Touch	MT 3500 up	MT 3500 C up	MT 3850 up Touch	MT 3850 C up Touch	MT 3900C UP	MT 4000 C UP
	8-21100293/90	TL3 - Sonar device for measure the width Compatible with wheel balancer models produced from July 2024				★	★	★	★	★	★	★	★	★	★	★	★	★	★	□	□
	8-21100238	Laser & Led kit.		★	★	★	★	□	□	★	★	□	□	□	□						
	8-21100277	RRS-2 Sonar RUN-OUT Kit allows you to check the status of wheel eccentricity through a system of colored icons on the main screen.							★	★	★	★	★	★							
VARIOUS AND CUSTOMIZATION KITS																					
 LAN CONNECTION KIT	8-21100255	LAN CONNECTION KIT Interconnection kit of the wheel balancer to the company management system network; it allow to view, archive and print remotely the different measurement and diagnostic reports of the diagnostic wheel balancer.								★	★	★	★	★	★			★	★	★	★





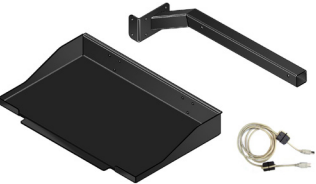
ACCESSORIES FOR CAR WHEEL BALANCERS

Image	Part-no	Description		MT 3100up	MT 3200up	MT 3200up PLUS	MT 3200C up PLUS	MT 3350up	MT 3350 C up	MT 3600up	MT 3600 C up	MT 3650up	MT 3650 C up	MT 3650up Touch	MT 3650 C up Touch	MT 3500 up	MT 3500 C up	MT 3850 up Touch	MT 3850 C up Touch	MT 3900C UP	MT 4000 C UP
	8-21100253/16	Support panel for HPC High Precision Collets centering kit, painted in red color (for MT3350 UP, MT3500 UP, MT3800 UP series and MT3900-C UP and MT4000-C UP painted in red color RAL 3002 in /16)														★	★	★	★	★	★
	8-21100253/64	Support panel for HPC High Precision Collets centering kit painter in dark grey (for MT3350 UP, MT3500 UP, MT3800 UP series and MT3900-C UP anchn MT4000-C UP painted in other colors, NOT RAL 3002 in /16)														★	★	★	★	★	★
	8-21100159	CLIP - Clip for adhesive weight		★	★	★	★	★	★	★	★	★	★	★	★	★	★	★	★	★	★
	8-21100158/16	PL50 - Side feet support (RED COLOR)		★	★	★	★		★	★											
	8-21100158/90	PL50 - Side feet support (BLACK COLOR)		★	★	★	★		★	★											
	8-21100258/16	Side support panel: accessory holder support panel for centering kits and HPC kits, painted in red color (for wheel balancers already painted in red color RAL 3002 - /16)		★	★	★	★		★	★											
	8-21100258/64	Side support panel: accessory holder support panel for centering kits and HPC kits, painted in dark grey color (for wheel balancers already painted in other colors, NOT RAL 3002 - /16)		★	★	★	★		★	★											

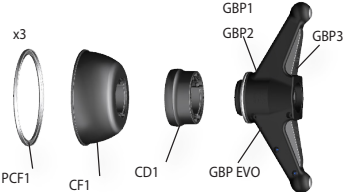




ACCESSORIES FOR CAR WHEEL BALANCERS

Image	Part-no	Description	MT 3100up	MT 3200up	MT 3200up PLUS	MT 3200C up PLUS	MT 3350up	MT 3350 C up	MT 3600up	MT 3600 C up	MT 3650up	MT 3650 C up	MT 3650up Touch	MT 3650 C up Touch	MT 3500 up	MT 3500 C up	MT 3850 up Touch	MT 3850 C up Touch	MT 3900C UP	MT 4000 C UP	
	8-21100191	CB - Pedal brake	★	★																	
	8-21100251	DISPENSER KIT: easy-to-use dispenser kit for adhesive counterweights coil	★	★	★	★	★	★	★	★	★	★	★	★	★	★	★	★	★	★	★
	8-21100252	Adhesive counterweights coil: metal coil 5 gr x 1200 - 6 kg	★	★	★	★	★	★	★	★	★	★	★	★	★	★	★	★	★	★	★
	8-21100292/90	VC - Voltage Converter 220V to 110V Voltage converter to electrically connect a 110V wheel balancer to a 220V mains voltage. Only for markets that have dual 220V and 110V mains power supplies and for wheel balancers manufactured in 110V.	★	★	★	★	★	★	★	★	★	★	★	★							
	8-21100299	ASF Kit - Adjustable Stability Foot, optimizes the stability of the wheel balancer in case of accidental contact by the operator	★	★	★	★	★	★	★	★	★	★	★	★	★	★	★	★	★	★	★





ACCESSORIES FOR CAR WHEEL BALANCERS

Image	Part-no	Description		MT 3100up	MT 3200up	MT 3200up PLUS	MT 3200C up PLUS	MT 3350up	MT 3350 C up	MT 3600up	MT 3600 C up	MT 3650up	MT 3650 C up	MT 3650up Touch	MT 3650 C up Touch	MT 3500 up	MT 3500 C up	MT 3850 up Touch	MT 3850 C up Touch	MT 3900C UP	MT 4000 C UP
MONITORS AND PRINTER																					
	8-21100235	19" Wide screen monitor.								★	★										
	8-21100234	22" Wide screen monitor.											★	★							
	8-21120006	Cleaning kit for monitor								★	★	★	★	★	★			★	★	★	★
	8-21120005	USB inkjet printer unit																★	★	★	★
	8-21200002/90	Printer support kit																★	★	★	★



ACCESSORIES FOR CAR WHEEL BALANCERS

Image	Part-no	Description	MT 3100up	MT 3200up	MT 3200up PLUS	MT 3200C up PLUS	MT 3350up	MT 3350 C up	MT 3600up	MT 3600 C up	MT 3650up	MT 3650 C up	MT 3650up Touch	MT 3650 C up Touch	MT 3500 up	MT 3500 C up	MT 3850 up Touch	MT 3850 C up Touch	MT 3900C UP	MT 4000 C UP	
CENTERING ADAPTORS																					
	8-21100289	GBP40 EVO KIT - Professional quick nut kit $\varnothing 40 \times 3 \text{mm}$:	<input type="checkbox"/>	<input type="checkbox"/>	<input type="checkbox"/>	<input type="checkbox"/>	<input type="checkbox"/>	<input type="checkbox"/>	<input type="checkbox"/>	<input type="checkbox"/>	<input type="checkbox"/>	<input type="checkbox"/>	<input type="checkbox"/>	<input type="checkbox"/>	<input type="checkbox"/>	<input type="checkbox"/>	<input type="checkbox"/>	<input type="checkbox"/>	<input type="checkbox"/>	<input type="checkbox"/>	
	4-115868	PCF1 - Wheel protector for centering alloy rims																			
	4-115863	CF1 - Wheel clamping cap																			
	4-115864	CD1 - Spacer cap																			
	5-101561	GBP EVO - Quick nut																			
	4-104798	GBP1 - Clamp "R"																			
	4-104799	GBP2 - Clamp "L"																			
	4-104796	GBP3 - Lever																			
	8-21100280	CCK3 EVO KIT - Centering cone kit $\varnothing 40 \text{mm } 42 \div 103,5 \text{mm}$:	<input type="checkbox"/>	<input type="checkbox"/>	<input type="checkbox"/>	<input type="checkbox"/>	<input type="checkbox"/>	<input type="checkbox"/>	<input type="checkbox"/>	<input type="checkbox"/>	<input type="checkbox"/>	<input type="checkbox"/>	<input type="checkbox"/>	<input type="checkbox"/>	<input type="checkbox"/>	<input type="checkbox"/>	<input type="checkbox"/>	<input type="checkbox"/>	<input type="checkbox"/>	<input type="checkbox"/>	
	5-107970	CP1 - Small cone $\varnothing 42 \div 68 \text{ mm}$																			
	5-107968	CP2 - Medium cone $\varnothing 60 \div 87 \text{ mm}$																			
	5-107971	CP3 - Large cone $\varnothing 83 \div 103 \text{ mm}$																			
	8-21100283	MFS Standard Threaded Shaft $\varnothing 40 \times 3 \text{mm}$ – 181,5 mm long	<input checked="" type="checkbox"/>	<input checked="" type="checkbox"/>	<input checked="" type="checkbox"/>	<input checked="" type="checkbox"/>	<input checked="" type="checkbox"/>	<input checked="" type="checkbox"/>	<input checked="" type="checkbox"/>	<input checked="" type="checkbox"/>	<input checked="" type="checkbox"/>	<input checked="" type="checkbox"/>	<input checked="" type="checkbox"/>	<input checked="" type="checkbox"/>	<input checked="" type="checkbox"/>	<input checked="" type="checkbox"/>	<input checked="" type="checkbox"/>	<input checked="" type="checkbox"/>	<input checked="" type="checkbox"/>	<input checked="" type="checkbox"/>	
	8-21100193	MFL - XL threaded shaft $\varnothing 40 \times 3 \text{mm}$ - 220mm long	<input checked="" type="checkbox"/>	<input checked="" type="checkbox"/>	<input checked="" type="checkbox"/>	<input checked="" type="checkbox"/>	<input checked="" type="checkbox"/>	<input checked="" type="checkbox"/>	<input checked="" type="checkbox"/>	<input checked="" type="checkbox"/>	<input checked="" type="checkbox"/>	<input checked="" type="checkbox"/>	<input checked="" type="checkbox"/>	<input checked="" type="checkbox"/>	<input checked="" type="checkbox"/>	<input checked="" type="checkbox"/>	<input checked="" type="checkbox"/>	<input checked="" type="checkbox"/>	<input checked="" type="checkbox"/>	<input checked="" type="checkbox"/>	
	8-21100285	MBP40 EVO KIT - Locking sleeve kit for electric or pneumatic wheel locking system:				<input type="checkbox"/>	<input type="checkbox"/>	<input type="checkbox"/>	<input type="checkbox"/>	<input type="checkbox"/>	<input type="checkbox"/>	<input type="checkbox"/>	<input type="checkbox"/>	<input type="checkbox"/>	<input type="checkbox"/>	<input type="checkbox"/>	<input type="checkbox"/>	<input type="checkbox"/>	<input type="checkbox"/>	<input type="checkbox"/>	
	4-115868	PCF1 - Wheel protector for centering alloy rims																			
	4-115863	CF1 - Wheel clamping cap																			
	4-115864	CD1 - Spacer cap																			
	5-107394	QLS - Quick Locking Sleeve																			


ACCESSORIES FOR CAR WHEEL BALANCERS

Image	Part-no	Description		MT 3100up	MT 3200up	MT 3200up PLUS	MT 3200C up PLUS	MT 3350up	MT 3350 C up	MT 3600up	MT 3600 C up	MT 3650up	MT 3650 C up	MT 3650up Touch	MT 3650 C up Touch	MT 3500 up	MT 3500 C up	MT 3850 up Touch	MT 3850 C up Touch	MT 3900C UP	MT 4000 C UP
CENTERING ADAPTORS																					
	802260682	VGBP Hand wheel for wheel fastener ring.		★	★	★		★		★		★		★		★		★			
	8-21100291	Kit with 2 revolving knob		★	★	★		★		★		★		★		★		★			
	8-21100244	HPC - High Precision Collets centering kit.		★	★	★	★	★	★	★	★	★	★	★	★	★	★	★	★	★	★
	8-21100243/90	Trolley for HPC kit.		★	★	★	★	★	★	★	★	★	★	★	★	★	★	★	★	★	★






ACCESSORIES FOR CAR WHEEL BALANCERS

Image	Part-no	Description	MT-3100up	MT-3200up	MT-3200up PLUS	MT-3200C up PLUS	MT-3350up	MT-3350 C up	MT-3600up	MT-3600 C up	MT-3650up	MT-3650 C up	MT-3650up Touch	MT-3650 C up Touch	MT-3500 up	MT-3500 C up	MT-3850 up Touch	MT-3850 C up Touch	MT-3900C UP	MT-4000 C UP	
CENTERING ADAPTORS																					
 <p>CP4 PCF1 CF1</p>	8-21100080	ARF Accessory for off-road wheels Ø 100 ÷ 118,5 mm, Ø 100 ÷ 129,5 mm	<input type="checkbox"/>	<input type="checkbox"/>	<input type="checkbox"/>	<input type="checkbox"/>	<input type="checkbox"/>	<input type="checkbox"/>	<input type="checkbox"/>	<input type="checkbox"/>	<input type="checkbox"/>	<input type="checkbox"/>	<input type="checkbox"/>	<input type="checkbox"/>	<input type="checkbox"/>	<input type="checkbox"/>	<input type="checkbox"/>	<input type="checkbox"/>	<input type="checkbox"/>		
	4-103186	CGF - Off-road wheel cone (vans)																			
	4-115868	PCF1 - Wheel protector for centring alloy rims																			
	4-115863	CF1 - Wheel clamping cap																			
	8-21100096	Centering cone capacity from Ø95 to Ø137 mm.	★	★	★	★	★	★	★	★	★	★	★	★	★	★	★	★	★	★	





ACCESSORIES FOR CAR WHEEL BALANCERS

Image	Part-no	Description	MT 3100up	MT 3200up	MT 3200up PLUS	MT 3200C up PLUS	MT 3350up	MT 3350 C up	MT 3600up	MT 3600 C up	MT 3650up	MT 3650 C up	MT 3650up Touch	MT 3650 C up Touch	MT 3500 up	MT 3500 C up	MT 3850 up Touch	MT 3850 C up Touch	MT 3900C UP	MT 4000 C UP	
CENTERING ADAPTORS																					
 <ul style="list-style-type: none"> B1 ø 56,6÷57,1 mm B2 ø 65÷67 mm B3 ø 73,2÷75,4 mm B4 ø 63,3÷64,2 mm B5 ø 58÷60,1 mm B7 ø 54÷56,1 mm 	8-21100082	SBC - Set of six centring bushes ø 40	★	★	★	★	★	★	★	★	★	★	★	★	★	★	★	★	★	★	
	4-105075	B1 - Smart (Mercedes), SEAT, Chevrolet, Fiat (Grande Punto), Opel, Audi, Skoda, VW																			
	4-105076	B2 - Citroen, Fiat (Scudo), Ford (Transit), Opel, Peugeot, Saab, Volvo, VW, Nissan, Audi (A4), Mercedes, Hyundai, Kia, Mazda, Mitsubishi																			
	4-105077	B3 - Aston Martin, BMW (X5, X6), Suzuki (Carry), Jaguar																			
	4-105078	B4 - Ford, Jaguar, Mazda (121, Mazda 2), Volvo, Honda, Alfa Romeo																			
	4-105079	B5 - Alfa Romeo, Citroen, Fiat, Lancia, Peugeot, Lada, Nissan, Dacia, Renault, Subaru, Toyota																			
	4-105080	B7 - Citroen (C1), Daihatsu, Hyundai, Kia, Mazda, Opel (Agila), Peugeot (106, 107), Subaru, Suzuki, Toyota, Honda, Mini (BMW), Proton																			






ACCESSORIES FOR CAR WHEEL BALANCERS

Image	Part-no	Description	MT 3100up	MT 3200up	MT 3200up PLUS	MT 3200C up PLUS	MT 3350up	MT 3350 C up	MT 3600up	MT 3600 C up	MT 3650up	MT 3650 C up	MT 3650up Touch	MT 3650 C up Touch	MT 3500 up	MT 3500 C up	MT 3850 up Touch	MT 3850 C up Touch	MT 3900C UP	MT 4000 C UP	
CENTERING ADAPTORS																					
	8-21100083	B6 - "Racing" bush for Ferrari/Maserati Ø 67 mm	★	★	★	★	★	★	★	★	★	★	★	★	★	★	★	★	★	★	
	8-21100085	B9 - Bush OPEL Ø 56,5-65-70,1 mm	★	★	★	★	★	★	★	★	★	★	★	★	★	★	★	★	★	★	
 DX1 CF161	8-21120004	DX1-CF161 - Professional centring kits for Mercedes Benz Sprinter and Volkswagen Crafter commercial vehicles with 161mm ø central hole	★	★	★	★	★	★	★	★	★	★	★	★	★	★	★	★	★	★	
	8-21100200	CIP - Intermediate cone Ø 55÷72 mm	★	★	★	★	★	★	★	★	★	★	★	★	★	★	★	★	★	★	
	19131018	Cone for off-the-road wheels Ø 40 mm (88÷132 mm)	★	★	★	★	★	★	★	★	★	★	★	★	★	★	★	★	★	★	





ACCESSORIES FOR CAR WHEEL BALANCERS

Image	Part-no	Description	MT 3100up	MT 3200up	MT 3200up PLUS	MT 3200C up PLUS	MT 3350up	MT 3350 C up	MT 3600up	MT 3600 C up	MT 3650up	MT 3650 C up	MT 3650up Touch	MT 3650 C up Touch	MT 3500 up	MT 3500 C up	MT 3850 up Touch	MT 3850 C up Touch	MT 3900C UP	MT 4000 C UP
CENTERING ADAPTORS																				
 DC1 CF1 CF2	8-21100141	DX-CBF - Pair of centering cone for van wheels (117-173 mm) with aluminium spacer Ø 40 mm	★	★	★	★	★	★	★	★	★	★	★	★	★	★	★	★	★	★
	4-107426	DX1 - Spacer																		
	4-107423	CF1 - Cone for vans ø 117÷147 mm																		
	4-107424	CF2 - Cone for van ø 143÷173 mm																		
 ARS DARS	8-21100089	ARS - "Racing" accessory for sports wheels, for use with Racing bush	★	★	★	★	★	★	★	★	★	★	★	★	★	★	★	★	★	★
	4-105171	DARS - Spacer 30 mm																		
 B16 B17	8-21400022	MERCEDES KIT ø 57/60/66,1/66,42/66,50/67/84 mm	★	★	★	★	★	★	★	★	★	★	★	★	★	★	★	★	★	★
	4-138168	B16 ø 57 / 66,1 / 66,42 / 66,50 / 67 mm																		
	4-138169	B17 ø 60 / 84 mm																		
	8-21101404	PORSCHE KIT	★	★	★	★	★	★	★	★	★	★	★	★	★	★	★	★	★	★
	4-150348	B18 ø 71,6/84/66.5mm																		
	4-150350	B19 PORSCHE 918																		
	5-129095	B20 PORSCHE PRESSURE																		

ACCESSORIES FOR CAR WHEEL BALANCERS

Image	Part-no	Description	MT 3100up	MT 3200up	MT 3200up PLUS	MT 3200C up PLUS	MT 3350up	MT 3350 C up	MT 3600up	MT 3600 C up	MT 3650up	MT 3650 C up	MT 3650up Touch	MT 3650 C up Touch	MT 3500 up	MT 3500 C up	MT 3850 up Touch	MT 3850 C up Touch	MT 3900C UP	MT 4000 C UP	
CENTERING ADAPTORS																					
	8-21100228	BMW-MINI KIT Ø 66.5, Ø 56.5, Ø 72.5, Ø 74 mm	★	★	★	★	★	★	★	★	★	★	★	★	★	★	★	★	★	★	
	4-105103	B6 Ø 66.5 mm																			
	4-105108	B11 Ø 56.5 - Ø 72.5 - Ø 74 mm																			
	8-21100304	BMW KIT - SPECIAL KIIT Ø 81,5MM (BMW 28 502 923)	★	★	★	★	★	★	★	★	★	★	★	★	★	★	★	★	★	★	
	8-21100305	BMW CENTRAL LOCK KIT (BMW 28 502 962)	★	★	★	★	★	★	★	★	★	★	★	★	★	★	★	★	★	★	
	4-150579	B21 ø 70mm																			
	5-129225	B22 BMW PRESSURE																			
	802459564	Clamping hood for alloy rims	★	★	★	★	★	★	★	★	★	★	★	★	★	★	★	★	★	★	
	8-21100095	PCD40-40 - Pneumatic quick nut for 40mm shaft	★	★	★		★		★		★		★		★		★				





ACCESSORIES FOR CAR WHEEL BALANCERS

Image	Part-no	Description	MT 3100up	MT 3200up	MT 3200up PLUS	MT 3200C up PLUS	MT 3350up	MT 3350 C up	MT 3600up	MT 3600 C up	MT 3650up	MT 3650 C up	MT 3650up Touch	MT 3650 C up Touch	MT 3500 up	MT 3500 C up	MT 3850 up Touch	MT 3850 C up Touch	MT 3900C UP	MT 4000 C UP	
FLANGES																					
 <p>per cerchi a 5 fori. Range bloccaggio 95,25 - 180 mm</p> <p>Ø 28 Ø 22,5 Ø 22,5 Ø 19</p>	8-21100294	PF FFASTPLATE 5 for 5-hole rims. Clamping range: 95,25 ÷ 180 mm 3-05125 PLANETARY GEAR ASSEMBLY 3-05126 TORQUE TIP B Ø28 L:25MM 3-05127 TORQUE TIP C Ø22,5 L:40MM 3-05128 TORQUE TIP C Ø22,5 L:65MM 3-05129 TORQUE TIP E Ø19 L:40MM	★	★	★	★	★	★	★	★	★	★	★	★	★	★	★	★	★	★	
 <p>per cerchi a 3-4-6-8 fori. Range bloccaggio 95,25 - 180 mm</p> <p>Ø 28 Ø 22,5 Ø 22,5 Ø 19</p>	8-21100295	PF FFASTPLATE 3-4-6-8 for 3-4-6-8-hole rims. Clamping range: 95,25÷180 mm 3-05125 PLANETARY GEAR ASSEMBLY 3-05126 TORQUE TIP B Ø28 L:25MM 3-05127 TORQUE TIP C Ø22,5 L:40MM 3-05128 TORQUE TIP C Ø22,5 L:65MM 3-05129 TORQUE TIP E Ø19 L:40MM	★	★	★	★	★	★	★	★	★	★	★	★	★	★	★	★	★	★	
 <p>8-21100296 PF FFASTPLATE KIT per cerchi a 3-4-5-6-8 fori. Range bloccaggio 95,25 - 180 mm</p> <p>Ø 28 Ø 22,5 Ø 22,5 Ø 19</p>	8-21100296	PF FFASTPLATE KIT for 3-4-5-6- 8-hole rims. (It includes P/N 8-21100294 and P/N 8-21100295) Clamping range: 95,25÷180 mm 3-05125 PLANETARY GEAR ASSEMBLY 3-05126 TORQUE TIP B Ø28 L:25MM 3-05127 TORQUE TIP C Ø22,5 L:40MM 3-05128 TORQUE TIP C Ø22,5 L:65MM 3-05129 TORQUE TIP E Ø19 L:40MM	★	★	★	★	★	★	★	★	★	★	★	★	★	★	★	★	★	★	
	8-21100297	PF F-C SLEEVE HANDLE Sleeve for wheel balancers with automatic clamping. To be screwed directly to the FASTPLATE to work more comfortably and quickly	-			★	★	★	★	★	★	★	★	★	★	★	★	★	★	★	



ACCESSORIES FOR CAR WHEEL BALANCERS

Image	Part-no	Description	MT 3100up	MT 3200up	MT 3200up PLUS	MT 3200C up PLUS	MT 3350up	MT 3350 C up	MT 3600up	MT 3600 C up	MT 3650up	MT 3650 C up	MT 3650up Touch	MT 3650 C up Touch	MT 3500 up	MT 3500 C up	MT 3850 up Touch	MT 3850 C up Touch	MT 3900C UP	MT 4000 C UP
FLANGES																				
	8-21100152	FPF BASIC - Universal flange kit for wheels with central hole	★	★	★	★	★	★	★	★	★	★	★	★	★	★	★	★	★	★
	4-109127	HLT2 - Short cap, ø 22,5 L 58																		
	4-108097	PET - Basic Petal																		
	8-21100145	FPF-2 BMW - BMW flange kit for wheels with central hole - ø 4 x 100 / 5 x 120 / 5 x 112 -	★	★	★	★	★	★	★	★	★	★	★	★	★	★	★	★	★	★
	8-21100303	FPF3 BMW SPECIAL FLANGE PLATE ø 5X132mm (BMW 28 502 909)	★	★	★	★	★	★	★	★	★	★	★	★	★	★	★	★	★	★
	8-21100091	FRU-SA D.40 - Universal flange for wheels with or without central hole.	★	★	★	★	★	★	★	★	★	★	★	★	★	★	★	★	★	★
	2401415	FT1 Connecting rod with pin																		
	321878	DEB Conical/spheric nut for wheel fixing																		
	4-105877	CHT6 T Hexagonal key CH 6																		
	441286	RFS Caliper																		
	426517	CEP Hexagonal key CH 22																		
600906	CHI 6 Hexagonal key CH 6																			




ACCESSORIES FOR CAR WHEEL BALANCERS

Image	Part-no	Description	MT 3100up	MT 3200up	MT 3200up PLUS	MT 3200C up PLUS	MT 3350up	MT 3350 C up	MT 3600up	MT 3600 C up	MT 3650up	MT 3650 C up	MT 3650up Touch	MT 3650 C up Touch	MT 3500 up	MT 3500 C up	MT 3850 up Touch	MT 3850 C up Touch	MT 3900C UP	MT 4000 C UP	
FLANGES																					
	8-21100207	Locking disc for BVFF bushes for FRU flange, for wheel balancers with manual clamping	★	★	★		★		★		★		★		★		★				
	8-21100208	Locking disc for BVFF bushes for FRU flange, for wheel balancers with automatic "C" clamping				★		★		★		★		★		★		★	★	★	
 <ul style="list-style-type: none"> BF1 BF2 BF3 BF4 BF5 	8-21100092	BVFF - Set of five bushes for precise centring on FRU flange	★	★	★	★	★	★	★	★	★	★	★	★	★	★	★	★	★	★	
	4-105110	BF1 - Bushing ø 55 Peugeot																			
	4-105174	BF2 - Bushing ø 58,1 Fiat Ritmo e Citroën CX/Evasion, Peugeot 806																			
	4-105175	BF3 - Bushing ø 60,1 Renault																			
	4-105176	BF4 - Bushing ø 65 Peugeot, Citroën																			
	4-106570	BF5 - Bushing ø 57 BMW,VW, AUDI, SEAT																			
	802322075	DCL - Set of five conical nuts for alloy rims with FRU flange	★	★	★	★	★	★	★	★	★	★	★	★	★	★	★	★	★	★	



ACCESSORIES FOR CAR WHEEL BALANCERS

Image	Part-no	Description	MT 3100up	MT 3200up	MT 3200up PLUS	MT 3200C up PLUS	MT 3350up	MT 3350 C up	MT 3600up	MT 3600 C up	MT 3650up	MT 3650 C up	MT 3650up Touch	MT 3650 C up Touch	MT 3500 up	MT 3500 C up	MT 3850 up Touch	MT 3850 C up Touch	MT 3900C UP	MT 4000 C UP	
FLANGES																					
	802322076	DMS - Set of five spherical nuts for alloy rims with FRU flange	★	★	★	★	★	★	★	★	★	★	★	★	★	★	★	★	★	★	★
	802231479	SDR - Set of five special nuts for quick wheel fastening	★	★	★	★	★	★	★	★	★	★	★	★	★	★	★	★	★	★	★
	431481	BC - Conical bush																			
	431482	BOS - Spheric bush																			
	431480	VF - Quick fixing screw																			







ACCESSORIES FOR CAR WHEEL BALANCERS

Image	Part-no	Description	MT 3100up	MT 3200up	MT 3200up PLUS	MT 3200C up PLUS	MT 3350up	MT 3350 C up	MT 3600up	MT 3600 C up	MT 3650up	MT 3650 C up	MT 3650up Touch	MT 3650 C up Touch	MT 3500 up	MT 3500 C up	MT 3850 up Touch	MT 3850 C up Touch	MT 3900C UP	MT 4000 C UP	
LIFTERS																					
	8-21100230	WL-0 Pneumatic wheel lifter. Lifting capacity 80 kg. - Weightless effect - AUTOMATIC	★	★	★	★	★	★	★	★	★	★	★	★	★	★	★	★	★	★	★
	8-21100248	WL-R Professional adjustable scissor for wheel lifter. One handed control. MANUAL	★	★	★	★	★	★	★	★	★	★	★	★	★	★	★	★	★	★	★
IMAGE NOT AVAILABLE	8-21100231	Mounting kit for WL-0 and WL-R	★	★	★	★	★	★	★	★	★	★	★	★							
	8-21600132	Flap kit for WL-0 and WL-R (it allows to mount the lifter on wheel balancers with lateral foot)	★	★	★	★			★	★											

ACCESSORIES FOR CAR WHEEL BALANCERS

Image	Part-no	Description		MT 3100up	MT 3200up	MT 3200up PLUS	MT 3200C up PLUS	MT 3350up	MT 3350 C up	MT 3600up	MT 3600 C up	MT 3650up	MT 3650 C up	MT 3650up Touch	MT 3650 C up Touch	MT 3500 up	MT 3500 C up	MT 3850 up Touch	MT 3850 C up Touch	MT 3900C UP	MT 4000 C UP
LIFTERS																					
	8-21100161/90	WL 80 - Pneumatic wheel lifter. Lifting capacity 80 kg.		★	★	★	★	★	★	★	★	★	★	★	★	★	★	★	★	★	★
	8-21100163	FTT1 Mounting sets for WL 80		★	★	★	★	★	★	★	★	★	★	★	★						
	8-21120002	FTT2 Mounting sets for WL 80														★	★	★	★	★	★

ACCESSORIES FOR CAR WHEEL BALANCERS

Image	Part-no	Description	MT 3100up	MT 3200up	MT 3200up PLUS	MT 3200C up PLUS	MT 3350up	MT 3350 C up	MT 3600up	MT 3600 C up	MT 3650up	MT 3650 C up	MT 3650up Touch	MT 3650 C up Touch	MT 3500 up	MT 3500 C up	MT 3850 up Touch	MT 3850 C up Touch	MT 3900C UP	MT 4000 C UP
calibration and technical support systems																				
	8-21100221	SLUG - Calibration tool to retrofit old balancers	★	★	★	★	★	★	★	★	★	★	★	★	★	★	★	★	★	★
	8-21100224	Serial cable RS232 AMP MODU II to update the firmware of PC board (MBU - MBE - SEB)" - Accessory for Service Centers -	★	★	★	★	★	★	★	★	★	★	★	★	★	★	★	★	★	★
	8-21100225	Bead depressor clamp	★	★	★	★	★	★	★	★	★	★	★	★	★	★	★	★	★	★
	8-21100226	Adapter USB-RS232 - To connect USB port onboard of pc and laptop of last generation to RS232 port. - Accessory for Service Centers -	★	★	★	★	★	★	★	★	★	★	★	★	★	★	★	★	★	★
	8-21120001	Laser calibrator - Accessory for Service Centers -																	★	★
	802461006	Adhesive weight remover	★	★	★	★	★	★	★	★	★	★	★	★	★	★	★	★	★	★

ACCESSORIES FOR MOTORBIKE WHEEL BALANCERS


CENTERING AND CLAMPING ACCESSORIES FOR MOTORCYCLE WHEELS

In the range of accessories for off-the-vehicle wheel balancers is now available the new BIKES UNIVERSAL KIT with various additional sets for centering and dynamic balancing of motorcycle wheels.
Easy to install and quickly to use. Ideal for small scooter wheels up to 21 inches large off-road type; without forgetting the wide chopper type and those monolever without bearings.
Balancing results excellent!
Universal for all wheel balancers in range both manual and automatic clamping.


EXAMPLE OF USE




Shaft with centering cones.



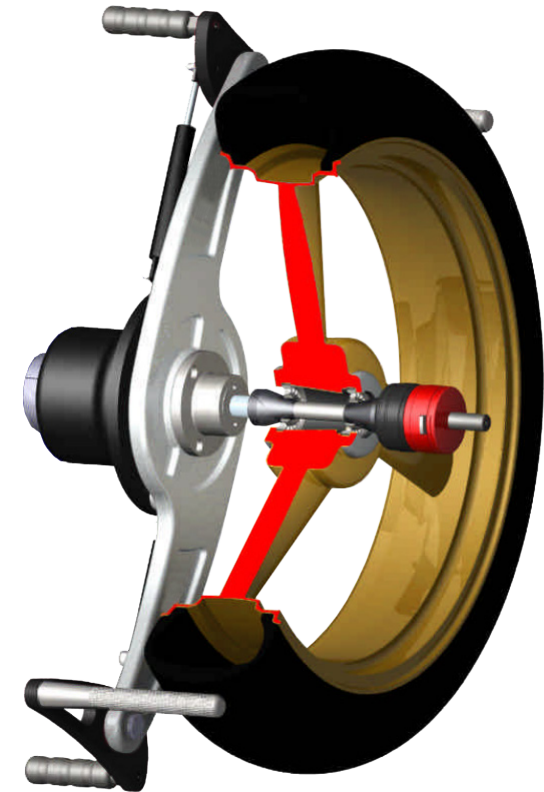
Shaft with centering sleeves.



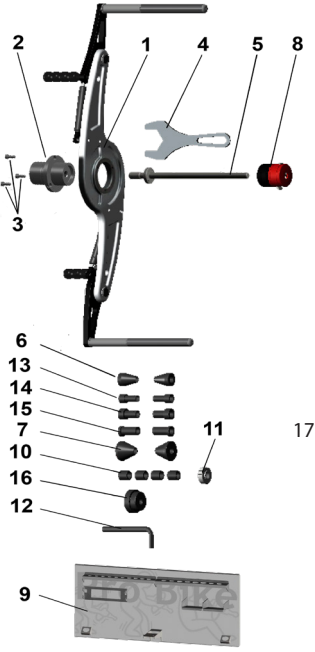

Motorcycle shaft with same diameter as the floating bearing.



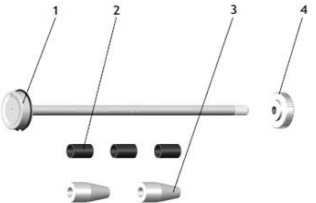

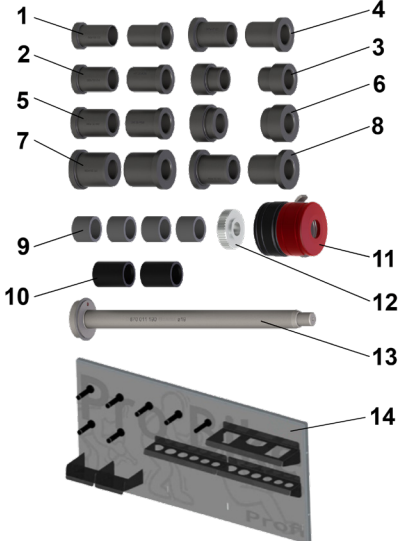
Shaft with special centering kit.



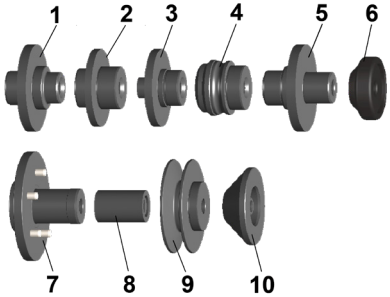


ACCESSORIES FOR MOTORBIKE WHEEL BALANCERS

Image	Part-no	Description		MT 3100up	MT 3200up	MT 3200up PLUS	MT 3200C up PLUS	MT 3350up	MT 3350 C up	MT 3600up	MT 3600 C up	MT 3650up	MT 3650 C up	MT 3650up Touch	MT 3650 C up Touch	MT 3500 up	MT 3500 C up	MT 3800 up	MT 3800 C up	MT 3800 up Touch	MT 3800 C up Touch	MT 3850 up Touch	MT 3850 C up Touch	MT 3900C UP	MT 4000 C UP																																																			
ACCESSORIES FOR MOTORCYCLE																																																																												
	8-21120012	<p>BIKE UNIVERSAL KIT Basic device for balancing motorcycles and scooters wheels. Wheel holder shaft 14 mm. * Motorcycle extension gauge NOT included</p> <table border="1" data-bbox="705 678 1191 1193"> <tr><td>1</td><td>DRAGGING GROUP</td><td>3-03408</td></tr> <tr><td>2</td><td>CYLINDRICAL CHUCK</td><td>3-03409</td></tr> <tr><td>3</td><td>Hexagon socket screw M 6x14</td><td>3-03410</td></tr> <tr><td>4</td><td>Single head wrench SW50</td><td>3-03411</td></tr> <tr><td>5</td><td>Wheel holder shaft Ø 14 mm</td><td>3-03412</td></tr> <tr><td>6</td><td>Centering cone 15÷30 mm</td><td>3-03413</td></tr> <tr><td>7</td><td>Centering cone 16÷45 mm (Scooter)</td><td>3-03414</td></tr> <tr><td>8</td><td>Quick Fix for shaft Ø 14 mm</td><td>3-03415</td></tr> <tr><td>9</td><td>Wall board</td><td>3-03416</td></tr> <tr><td>10</td><td>Short spacer</td><td>3-03417</td></tr> <tr><td>11</td><td>M 14 Knurled nut</td><td>3-03418</td></tr> <tr><td>12</td><td>Hexagon socket head key SW4</td><td>3-03419</td></tr> <tr><td>13</td><td>Centering sleeve Ø 15 mm</td><td>3-03420</td></tr> <tr><td>14</td><td>Centering sleeve Ø 17 mm</td><td>3-03421</td></tr> <tr><td>15</td><td>Centering sleeve Ø 20 mm</td><td>3-03422</td></tr> <tr><td>16</td><td>PIAGGIO Centering sleeve</td><td>3-03423</td></tr> <tr><td>17</td><td>BMW/HONDA Pressure piece</td><td>3-03407</td></tr> </table>	1	DRAGGING GROUP	3-03408	2	CYLINDRICAL CHUCK	3-03409	3	Hexagon socket screw M 6x14	3-03410	4	Single head wrench SW50	3-03411	5	Wheel holder shaft Ø 14 mm	3-03412	6	Centering cone 15÷30 mm	3-03413	7	Centering cone 16÷45 mm (Scooter)	3-03414	8	Quick Fix for shaft Ø 14 mm	3-03415	9	Wall board	3-03416	10	Short spacer	3-03417	11	M 14 Knurled nut	3-03418	12	Hexagon socket head key SW4	3-03419	13	Centering sleeve Ø 15 mm	3-03420	14	Centering sleeve Ø 17 mm	3-03421	15	Centering sleeve Ø 20 mm	3-03422	16	PIAGGIO Centering sleeve	3-03423	17	BMW/HONDA Pressure piece	3-03407		★	★	★	★	★	★	★	★	★	★	★	★	★	★	★	★	★	★	★	★	★	★
1	DRAGGING GROUP	3-03408																																																																										
2	CYLINDRICAL CHUCK	3-03409																																																																										
3	Hexagon socket screw M 6x14	3-03410																																																																										
4	Single head wrench SW50	3-03411																																																																										
5	Wheel holder shaft Ø 14 mm	3-03412																																																																										
6	Centering cone 15÷30 mm	3-03413																																																																										
7	Centering cone 16÷45 mm (Scooter)	3-03414																																																																										
8	Quick Fix for shaft Ø 14 mm	3-03415																																																																										
9	Wall board	3-03416																																																																										
10	Short spacer	3-03417																																																																										
11	M 14 Knurled nut	3-03418																																																																										
12	Hexagon socket head key SW4	3-03419																																																																										
13	Centering sleeve Ø 15 mm	3-03420																																																																										
14	Centering sleeve Ø 17 mm	3-03421																																																																										
15	Centering sleeve Ø 20 mm	3-03422																																																																										
16	PIAGGIO Centering sleeve	3-03423																																																																										
17	BMW/HONDA Pressure piece	3-03407																																																																										
	8-21100116	Motorcycle wheel distance gauge extensions with clip P/N 8-21100159												★	★	★	★	★	★	★	★	★	★	★	★																																																			

ACCESSORIES FOR MOTORBIKE WHEEL BALANCERS

Image	Part-no	Description	MT 3100up	MT 3200up	MT 3200up PLUS	MT 3200C up PLUS	MT 3350up	MT 3350 C up	MT 3600up	MT 3600 C up	MT 3650up	MT 3650 C up	MT 3650up Touch	MT 3650 C up Touch	MT 3500 up	MT 3500 C up	MT 3800 up	MT 3800 C up	MT 3800 up Touch	MT 3800 C up Touch	MT 3850 up Touch	MT 3850 C up Touch	MT 3900C UP	MT 4000 C UP																																											
ACCESSORIES FOR MOTORCYCLE																																																																			
	8-21100257	<p>Ø10mm Centering shaft extra-long 230mm, for possible completion of code 8-21120012</p> <table border="1"> <tr> <td>1</td> <td>SHAFT Ø 10 MM</td> <td>3-03864</td> </tr> <tr> <td>2</td> <td>SPACER</td> <td>3-03865</td> </tr> <tr> <td>3</td> <td>CENTERING CONE D. 12÷20 MM</td> <td>3-03866</td> </tr> <tr> <td>4</td> <td>RING NUT M 10</td> <td>3-03867</td> </tr> </table>	1	SHAFT Ø 10 MM	3-03864	2	SPACER	3-03865	3	CENTERING CONE D. 12÷20 MM	3-03866	4	RING NUT M 10	3-03867	★	★	★	★	★	★	★	★	★	★	★	★	★	★	★	★	★	★	★	★	★	★	★																														
1	SHAFT Ø 10 MM	3-03864																																																																	
2	SPACER	3-03865																																																																	
3	CENTERING CONE D. 12÷20 MM	3-03866																																																																	
4	RING NUT M 10	3-03867																																																																	
	8-21100155	Motorcycle wheel distance gauge extensions without clip	★	★	★	★	★	★	★	★	★	★	★	★																																																					
	8-21120013	<p>BIKE UPGRADE KIT 19 Additional module to BIKE UNIVERSAL KIT.</p> <table border="1"> <tr> <td>1</td> <td>CENTERING SLEEVE D. 22 mm</td> <td>3-03383</td> </tr> <tr> <td>2</td> <td>CENTERING SLEEVE D. 25,4 mm</td> <td>3-03384</td> </tr> <tr> <td>3</td> <td>CENTERING SLEEVE D. 25 mm</td> <td>3-03385</td> </tr> <tr> <td>4</td> <td>CENTERING SLEEVE D. 26 mm</td> <td>3-03386</td> </tr> <tr> <td>5</td> <td>CENTERING SLEEVE D. 28 mm</td> <td>3-03387</td> </tr> <tr> <td>6</td> <td>CENTERING SLEEVE D. 32 mm</td> <td>3-03388</td> </tr> <tr> <td>7</td> <td>CENTERING SLEEVE D. 35 mm</td> <td>3-03389</td> </tr> <tr> <td>8</td> <td>CENTERING SLEEVE D. 30 mm</td> <td>3-03390</td> </tr> <tr> <td>9</td> <td>Short spacer D. 20 mm</td> <td>3-03391</td> </tr> <tr> <td>10</td> <td>HARLEY D. PRESSURE SWITCH</td> <td>3-03392</td> </tr> <tr> <td>11</td> <td>Quick Fix for shaft D. 19</td> <td>3-03393</td> </tr> <tr> <td>12</td> <td>M 14 Knurled nut</td> <td>3-03418</td> </tr> <tr> <td>13</td> <td>Wheel holder shaft D. 19 mm</td> <td>3-03396</td> </tr> <tr> <td>14</td> <td>Wall board</td> <td>3-03395</td> </tr> </table>	1	CENTERING SLEEVE D. 22 mm	3-03383	2	CENTERING SLEEVE D. 25,4 mm	3-03384	3	CENTERING SLEEVE D. 25 mm	3-03385	4	CENTERING SLEEVE D. 26 mm	3-03386	5	CENTERING SLEEVE D. 28 mm	3-03387	6	CENTERING SLEEVE D. 32 mm	3-03388	7	CENTERING SLEEVE D. 35 mm	3-03389	8	CENTERING SLEEVE D. 30 mm	3-03390	9	Short spacer D. 20 mm	3-03391	10	HARLEY D. PRESSURE SWITCH	3-03392	11	Quick Fix for shaft D. 19	3-03393	12	M 14 Knurled nut	3-03418	13	Wheel holder shaft D. 19 mm	3-03396	14	Wall board	3-03395	★	★	★	★	★	★	★	★	★	★	★	★	★	★	★	★	★	★	★	★	★	★	★
1	CENTERING SLEEVE D. 22 mm	3-03383																																																																	
2	CENTERING SLEEVE D. 25,4 mm	3-03384																																																																	
3	CENTERING SLEEVE D. 25 mm	3-03385																																																																	
4	CENTERING SLEEVE D. 26 mm	3-03386																																																																	
5	CENTERING SLEEVE D. 28 mm	3-03387																																																																	
6	CENTERING SLEEVE D. 32 mm	3-03388																																																																	
7	CENTERING SLEEVE D. 35 mm	3-03389																																																																	
8	CENTERING SLEEVE D. 30 mm	3-03390																																																																	
9	Short spacer D. 20 mm	3-03391																																																																	
10	HARLEY D. PRESSURE SWITCH	3-03392																																																																	
11	Quick Fix for shaft D. 19	3-03393																																																																	
12	M 14 Knurled nut	3-03418																																																																	
13	Wheel holder shaft D. 19 mm	3-03396																																																																	
14	Wall board	3-03395																																																																	


ACCESSORIES FOR MOTORBIKE WHEEL BALANCERS

Image	Part-no	Description	MT 3100up	MT 3200up	MT 3200up PLUS	MT 3200C up PLUS	MT 3350up	MT 3350 C up	MT 3600up	MT 3600 C up	MT 3650up	MT 3650 C up	MT 3650up Touch	MT 3650 C up Touch	MT 3500 up	MT 3500 C up	MT 3800 up	MT 3800 C up	MT 3800 up Touch	MT 3800 C up Touch	MT 3850 up Touch	MT 3850 C up Touch	MT 3900C UP	MT 4000 C UP			
ACCESSORIES FOR MOTORCYCLE																											
	8-21120014	BIKE MONOLEVER KIT 19 Additional module to BIKE UPGRADE KIT for motorcycle wheels with monolever.																									
		1	Centering sleeve ducati/triumph	3-03397																							
		2	Centering sleeve MV AGUSTA/HONDA	3-03398																							
		3	Centering sleeve HONDA GL 1800 / NTV 650	3-03399																							
		4	Centering sleeve APRILIA/BMW/YAMAHA	3-03400																							
		5	Centering sleeve TRIUMPH/HONDA VFR1200	3-03401	★	★	★	★	★	★	★	★	★	★	★	★	★	★	★	★	★	★	★	★	★	★	★
		6	PRESSUR PIECE	3-03402																							
		7	Centering FLANGE KTM SUPERDUKE+ TRIUMPH	3-03403																							
		8	SPACING SLEEVE, LONG	3-03404																							
		9	Centering disc BMW II (from year of manufacture 2005) also r v1200 gs	3-03405																							
10	Centering disc BMW I (from year of manufacture 2005) apart r v1200 gs, moto guzzi (FROM 2008) (INTERNAL Ø 14)	3-03406																									
	8-21120016	Ø14mm Centering shaft extra-long 318mm, as possible completion of code 8-21120012	★	★	★	★	★	★	★	★	★	★	★	★	★	★	★	★	★	★	★	★	★	★	★		
	8-21120017	Ø19mm Centering shaft extra-long 365mm, as possible completion of code 8-21120013	★	★	★	★	★	★	★	★	★	★	★	★	★	★	★	★	★	★	★	★	★	★	★		

WHEEL BALANCERS FOR "CAR MOBILE SERVICE"

MT3000 UP - TILT UP HAND SPIN

STANDARD ACCESSORIES





Part-no	Electrical Supply	Description
0-21330000/16	100-230V/1Ph/50-60Hz	MT3000 UP - TILT UP Hand Spin Special version for mobile service, compact in dimensions and weight. Ideal to work inside the van thanks to the possibility of tilting the measuring unit to vertical position. Manual spin version, AutoSelect automatic wheel size detection. Lever operated brake.

WHEEL BALANCERS FOR "CAR MOBILE SERVICE"




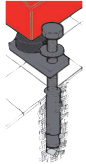

MT3000 UP VAN MOTORIZED SPIN

STANDARD ACCESSORIES







Part-no	Electrical Supply	Description	
0-21330001/16	200-230V/1Ph/50-60Hz	MT3000 UP VAN Motorized Spin Special version for mobile service, compact in dimensions and weight. It can be extracted from the side door and allows working comfortably outside the van. Lever-actuated motorized spin version, AutoSelect automatic wheel size detection. Lever operated brake.	

ACCESSORIES WHEEL BALANCERS FOR "CAR MOBILE SERVICE"

Image	Part-no	Description		MT 3000 TILT UP	MT 3000 VAN	MT 3000 WB
	8-21101100/XX	PL -side foot for installation without anchoring to floor; available in red (/16) and grey (/90) color		★		
	8-21101200	Trolley Kit for an easier handling (not for MT3000 UP VAN version)		★		
	8-21101000	AL12 - 12v power supply kit		★		★
	8-21101010	KFTU Kit - anchoring kit to floor		★		
	8-21120022	LASER PLANE KIT: Upgrade kit to guide the operator in choosing the rim's inner planes without any errors and with extremely good visibility		★	★	★


ACCESSORIES WHEEL BALANCERS FOR "CAR MOBILE SERVICE"

Image	Part-no	Description	MT 3000 TILT UP	MT 3000 VAN	MT 3000 WB
 <p>CP4 PCF1 CF1</p>	8-21100080	ARF Accessory for off-road wheels Ø 100 ÷ 118,5 mm, Ø 100 ÷ 129,5 mm	★	★	★
		CGF - Off-road wheel cone (vans) 4-103186			
		PCF1 - Wheel protector for centring alloy rims 4-115868			
		CF1 - Wheel clamping cap 4-115863			
	8-21100096	Centering cone capacity from Ø95 to Ø137 mm.	★	★	★
 <p>DX1 CF1 CF2</p>	8-21100141	DX-CBF - Kit centraggio furgoni e fuoristrada Ø117÷173mm	★	★	★
	4-107426	X1 - Spacer			
	4-107423	CF1 - Cone for vans ø 117÷147 mm			
	4-107424	CF2 - Cone for van ø 143÷173 mm			
 <p>B1 ø 56,6÷57,1 mm B2 ø 65÷67 mm B3 ø 73,2÷75,4 mm B4 ø 63,3÷64,2 mm B5 ø 58÷60,1 mm B7 ø 54÷56,1 mm</p>	8-21100082	SBC - Serie di 6 boccole centraggio Ø 40 mm	★	★	★
	4-105075	B1 - Smart (Mercedes), SEAT, Chevrolet, Fiat (Grande Punto), Opel, Audi, Skoda, VW			
	4-105076	B2 - Citroen, Fiat (Scudo), Ford (Transit), Opel, Peugeot, Saab, Volvo, VW, Nissan, Audi (A4), Mercedes, Hyundai, Kia, Mazda, Mitsubishi			
	4-105077	B3 - Aston Martin, BMW (X5, X6), Suzuki (Carry), Jaguar			
	4-105078	B4 - Ford, Jaguar, Mazda (121, Mazda 2), Volvo, Honda, Alfa Romeo			
	4-105079	B5 - Alfa Romeo, Citroen, Fiat, Lancia, Peugeot, Lada, Nissan, Dacia, Renault, Subaru, Toyota			
	4-105080	B7 - Citroen (C1), Daihatsu, Hyundai, Kia, Mazda, Opel (Agila), Peugeot (106, 107), Subaru, Suzuki, Toyota, Honda, Mini (BMW), Proton			

WHEEL BALANCERS FOR "TRUCK MOBILE SERVICE"





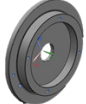
MT6310 MOBILE TRUCK

STANDARD ACCESSORIES



Part-no	Electrical Supply	Description	
0-21101050/34	100-230V/1Ph/50-60Hz	MT6310 MOBILE TRUCK - Portable wheel balancer for truck and bus tyres, compact in dimensions and weight; It can be fit on every type of chuck tyre changer for truck. Specially designed for the mobile service and for workshops having a reduced working space.	
8-21306311		Compulsory customizing MT6310 Mobile Truck	

ACCESSORIES WHEEL BALANCERS FOR "TRUCK MOBILE SERVICE"

Image	Part-no	Description		MT 6310
	8-21900220	ART40 - TRUCKS FLANGES CENTERING KIT		★
	8-21100278	CAR MATE KIT centering and clamping kit \varnothing 42÷ 103,5 mm		★
	8-11100261	GGR40 Centering kit \varnothing 40 for central hole wheels 183,5÷223 mm - 17,5"-19.5"rims (IVECO-MAN- DAF)		★
	8-21101052	Trolley kit for storage stand		★
	8-21100267	DTMS Adapter for mounting truck centering accessories, ART 40 EVO, KCT 40 EVO, and ARV 40		★

TRUCK WHEEL BALANCERS

MT6650 TOUCH

STANDARD ACCESSORIES



Part-no	Electrical Supply	Description
0-21366500/16	200-230V/1Ph/50-60Hz	MT6650 TOUCH Touchscreen wheel balancer for heavy-duty wheels, designed to lift and balance wheels up to 52" in diameter and 300 kg in weight. Equipped with an advanced system for measuring dimensions with automatic program selection and integrated laser pointers. Optional sonar sensors transform it into a complete diagnostic tool, capable of detecting and correcting geometric defects that cause vibrations.
0-21366501/16	100-115V/1Ph/50-60Hz	MT6650 TOUCH Touchscreen wheel balancer for heavy-duty wheels, designed to lift and balance wheels up to 52" in diameter and 300 kg in weight. Equipped with an advanced system for measuring dimensions with automatic program selection and integrated laser pointers. Optional sonar sensors transform it into a complete diagnostic tool, capable of detecting and correcting geometric defects that cause vibrations.

MT6450

STANDARD ACCESSORIES




Part-no	Electrical Supply	Description	
0-21364500/16	200-230V/1Ph/50-60Hz	Digital wheel balancer for heavy-duty wheels , designed to lift and balance wheels up to 52" in diameter and 300 kg in weight. Equipped with an advanced system for measuring dimensions with automatic program selection and integrated laser pointers. It ensures speed, precision, and excellent performance in any operating condition.	
0-21364501/16	100-115V/1Ph/50-60Hz	Digital wheel balancer for heavy-duty wheels , designed to lift and balance wheels up to 52" in diameter and 300 kg in weight. Equipped with an advanced system for measuring dimensions with automatic program selection and integrated laser pointers. It ensures speed, precision, and excellent performance in any operating condition.	

TRUCK WHEEL BALANCERS

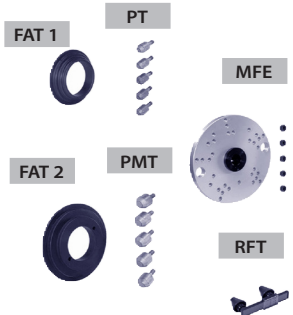




MT6350

STANDARD ACCESSORIES








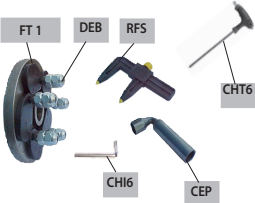


Part-no	Electrical Supply	Description	
0-21306350/16	200-230V/1Ph/50-60Hz	MT6350 MO Motorised Spin Version - Compact motorized truck/bus balancer, Automatic Gauge 28", AWC, automatic brake at the end of the spin; Inverter Technology System; integrated wheel lift	
0-21306352/16	100-115V/1Ph/50-60Hz	MT6350 MO Motorised Spin Version - as above but in different voltage	
0-21306351/16	100-230V/1Ph/50-60Hz	MT6350 HS Hand Spin Version - Compact handspin truck/bus balancer, Automatic Gauge 28", AWC, manual brake, integrated wheel lift	








ACCESSORIES FOR TRUCK WHEEL BALANCERS

Image	Part-no	Description		MT6650 TOUCH	MT6450	MT 6350 MO	MT 6350 HS
CENTERING ADAPTORS							
	8-21100269	ART40 EVO - Premium Heavy-Duty adaptor Kit (10-8-6 hole) Support flange for truck rims with central hole \varnothing 160/176/200 mm Support flange for truck rims with central hole \varnothing 220/280 mm Pcd: 6 x 205 / 6 x 222 / 6 x 245 / 8 x 275 / 8 x 285 / 10 x 335 / 10 x 285,75 / 10 x 225		★	★	★	★
	8-21100268	KCT40 EVO - Heavy-Duty cone Kit Medium double sided cone, \varnothing 159 ÷ 180 / 198 ÷ 204 mm Large double sided cone, \varnothing 220-281 mm		★	★	★	★
	8-21100270	ARV40 - Premium Medium&Light commercial vehicle adaptor kit (6-hole) MERCEDES : SPRINTER VW : LT 35 / 40 / 46 FORD : TRANSIT IVECO : DAILY NISSAN : NV 400 OPEL : MOVANO 2 RENAULT : MASTER		★	★	★	★
	8-21100261	GGR40 Centering kit \varnothing 40 for central hole wheels 183,5÷223 mm - 17,5"-19.5"rims (IVECO-MAN- DAF)		★	★	★	★
	8-21100141	DX-CBF Centring accessory for vans and off-road wheels \varnothing 117÷173 mm		★	★	★	★

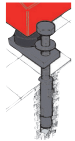





ACCESSORIES FOR TRUCK WHEEL BALANCERS

Image	Part-no	Description	MT6650 TOUCH	MT6450	MT 6350 MO	MT 6350 HS
	8-21900191	ARU40 Ø 42÷156 mm (1.65"÷6,14") - recessed spring included	★	★	★	★
	8-21100284	CBG-2 Alloy wheel clamping cup (Ø 220 mm). Suits GTR40 EVO quick nut	★	★	★	★
	8-21100275	GTR40 EVO PRO - Steel quick nut Ø 40x4 mm	★	★	★	
	8-21100276	GTR40 EVO - Quick nut Ø 40x4 mm	★	★	★	
	8-21100279	GTR40 EVO HS - Quick nut Ø 40x4 mm with turning handles	★	★		★
	8-21900194	GTV40 - Ring nut Ø 40x4 mm	★	★	★	
	8-21100272	GTM40 - Ring nut Ø 40x4 mm				★
	8-21100091	FRU-SA D.40 - Universal flange for wheels with or without central hole.	★	★	★	★
	2401415	FT1 Connecting rod with pin				
	321878	DEB Conical/spheric nut for wheel fixing				
	4-105877	CHT6 T Hexagonal key CH 6				
	441286	RFS Caliper				
	426517	CEP Hexagonal key CH 22				
600906	CHI 6 Hexagonal key CH 6					




ACCESSORIES FOR TRUCK WHEEL BALANCERS

Image	Part-no	Description	MT6650 TOUCH	MT6450	MT 6350 MO	MT 6350 HS
	8-21100290	TWS40 Truck wheel spacer Ø 40 (30mm - 1.19")	★	★	★	★
	8-21101000	AL12 - 12v power supply kit				★
	8-21100238	Laser & Led kit			★	★
	8-21120022	LASER PLANE KIT: Upgrade kit to guide the operator in choosing the rim's inner planes without any errors and with extremely good visibility	□	□	★	★
	8-21101400	TRUCK TROLLEY KIT for an easier handling			★	★
	8-21101401	ROLL-BAR KIT - lateral protection			★	★
	8-21101402	ACCESSORY RACK	★	★	★	★

ACCESSORIES FOR TRUCK WHEEL BALANCERS

Image	Part-no	Description		MT6650 TOUCH	MT6450	MT 6350 MO	MT 6350 HS
	8-21101010	KFTU Kit - anchoring kit to floor				★	★
	802244344	Hand spin handle to be used with cod. 8-21100091					★
	8-21100293/90	TL3 - Sonar device for measure the width		★	★		
	8-21100300/90	RRS-W Radial Runout Sonar Wheel for the measurement of the tire's radial eccentricity		★			
	8-21100301	RRS-R Radial Runout Sonar Rim for measuring the wheel rim's radial eccentricity. Function available only when the RRS-W kit is present		★			
	8-21100302	LRS-W Lateral Runout Sonar Wheel for measuring the lateral eccentricity of the tire sidewall. Function available only when the RRS-W kit is present		★			

ACCESSORIES FOR TRUCK WHEEL BALANCERS

Image	Part-no	Description		MT6650 TOUCH	MT6450	MT 6350 MO	MT 6350 HS
 <p>LAN CONNECTION KIT</p>	8-21100255	LAN CONNECTION KIT Interconnection kit of the wheel balancer to the company management system network; it allow to view, archive and print remotely the different measurement and diagnostic reports of the diagnostic wheel balancer.		★			
MISCELLANEOUS							
	802461006	Adhesive weight remover		★	★	★	★
	8-21100298/90	TWG Wheel guard kit with support.				★	



AUTOMOTIVE SERVICE EQUIPMENT



www.facebook.com/MONDOLFOFERROofficial/



<http://www.youtube.com/user/MondolfoFerro>

NEXION S.p.A.
Viale Dell'Industria, 20 - 61037 MONDOLFO (PU) ITALY
Tel. 0721.93671 - Telefax 0721.930232
info@mondolfoferro.it - www.mondolfoferro.it

